



TIGER · 475W



475W

Breaking Power Records

The Ultra-high Efficiency
of **21.16%**




9 Busbar Technology

Decreasing
the Current Loss



Tiling Ribbon Technology

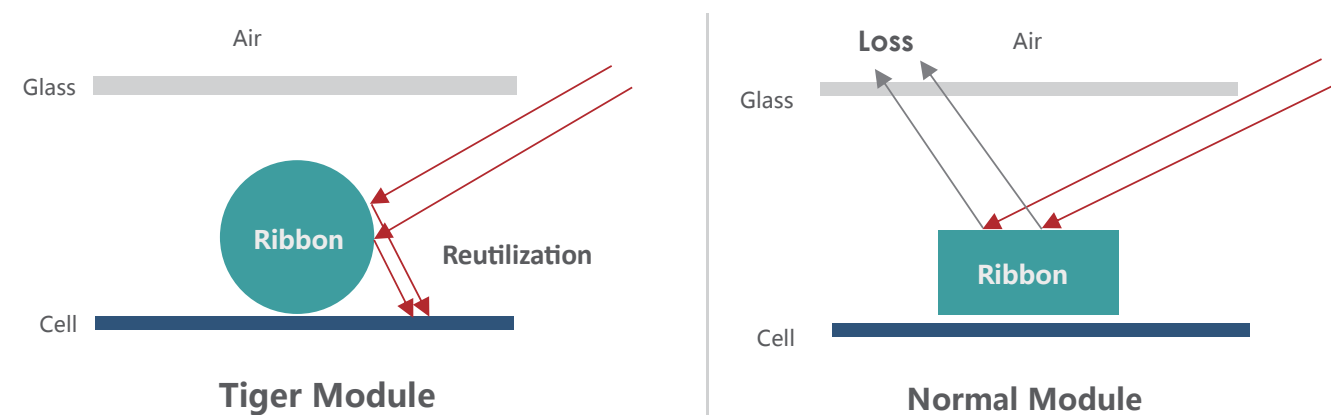
Eliminating the
Inter-cell Gap



JinkoSolar is always focusing on creating value added for its customers. Tiger series, with the high energy density advantage and lower LCOE benefits, has been developed based on market's and customer's demands.

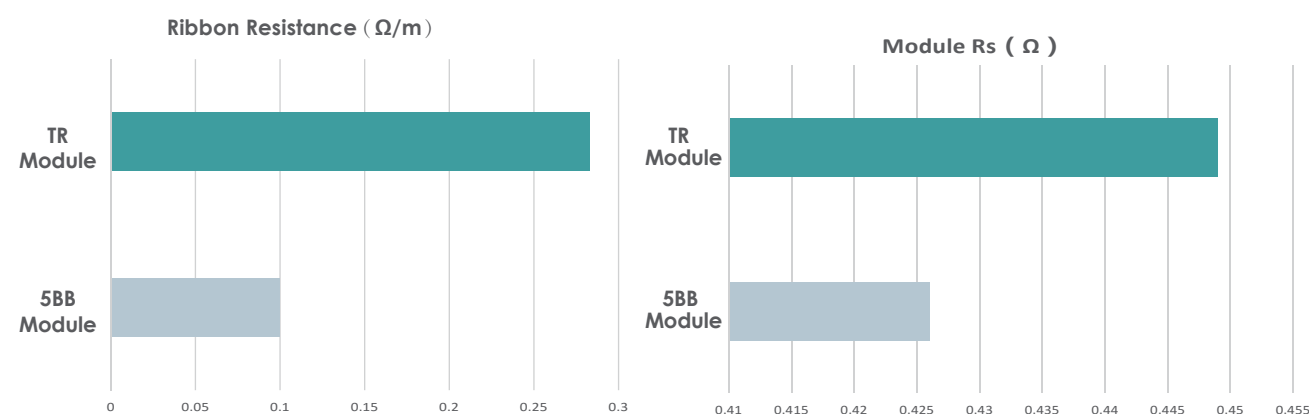
Circular Ribbon Brings More Energy

Comparing with 5BB, Tiger series module uses circular ribbon which is developed by Jinko R&D independently to achieve the reutilization of light absorption and increase energy generation.



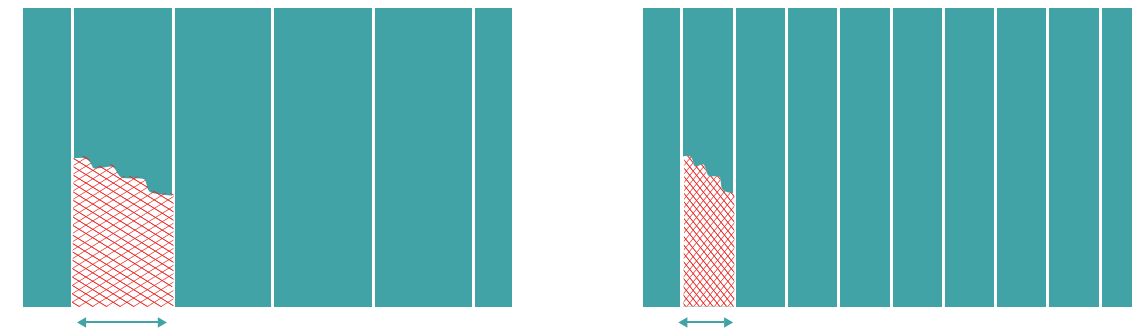
Better Performance in Low Irradiance Environment

Comparing with normal 5BB module, Rs of Tiger module will increase about 5.4% and shows better performance in low irradiance environment.



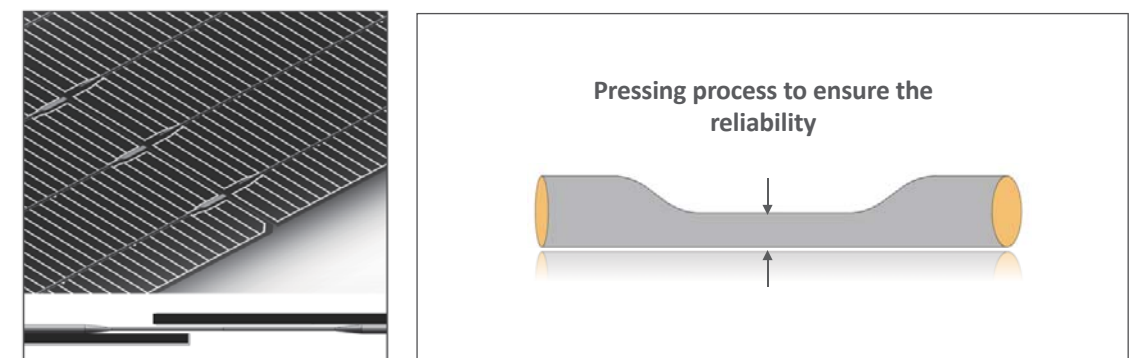
Lower Microcrack Loss

Comparing with 5BB, current transmission distance is 50% lower which decreases the power loss by micro crack.

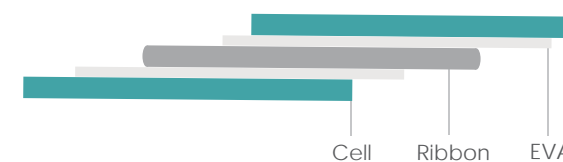


Tiling Ribbon (TR) Technology

Comparing with 5BB normal ribbon, Jinko circular ribbon has better suppleness, after the pressing process, it performs excellent reliability.



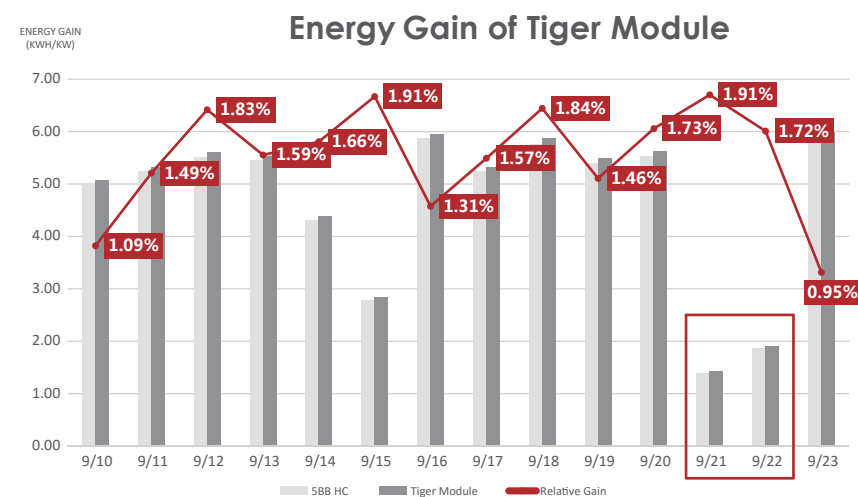
Structure diagram of overlapping area



According to the experiment, specially made EVA will fill the overlapping region that gives excellent buffering effect to ensure the reliability.

More Energy Generation

Comparing with traditional 5BB HC module, due to the secondary reflection of circular ribbon, energy generation will increase about 1.57%.

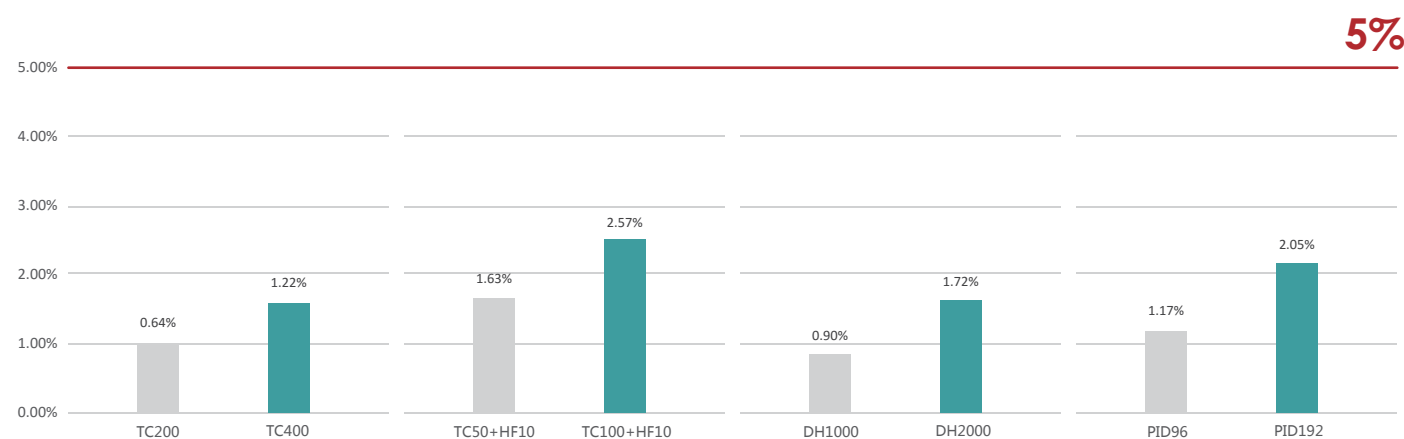


Location: Jinko factory, Haining, 30.3° N / 120.4° E
Fixed Tilt angle: 30 degree, close to the latitude
Mounting Height: distance from lower edge to ground is 1.2m
Capacity: 1.5kW/array
Energy Gain: Comparing with 5BB HC module in same condition

9BB shows excellent energy generation performance especially in low irradiance environment.

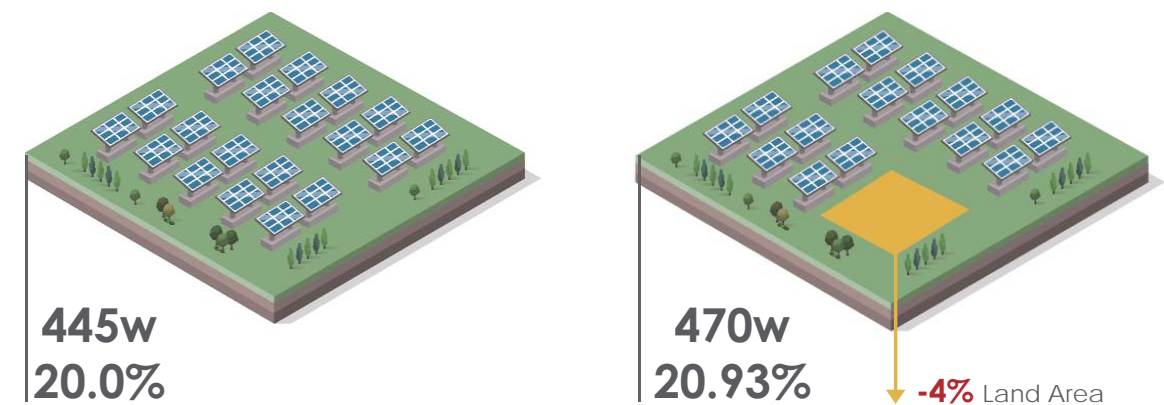
More Reliability——IEC Test

With strict reliability test in IEC61215, such as PID, Thermal cycling and Damp Heat double standard test, TR module has advantages in reliability performance.



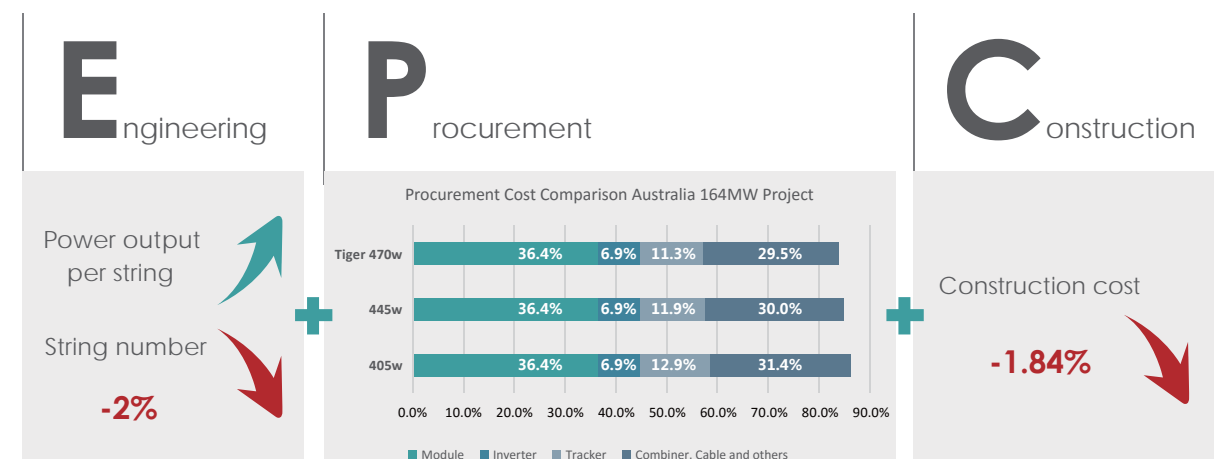
Lower Land Cost

*Example: Australia - 164MW Project



Using tiger module can save 4% land area comparing with 445w module.


Lower EPC Cost




Comparing with 445w, using tiger module can save > 1.2% EPC cost.


Tiger Mono-facial 455-475 Watt


Tiling Ribbon (TR) Technology
Positive power tolerance of 0~+3%
ISO9001:2015, ISO14001:2015, ISO45001:2018
certified factory
IEC61215, IEC61730 certified product





KEY FEATURES


- 

TR technology + Half Cell
TR technology with Half cell aims to eliminate the cell gap to increase module efficiency (mono-facial up to 21.16%)
- 

9BB instead of 5BB
9BB technology decreases the distance between bus bars and finger grid line which is benefit to power increase.
- 

Higher lifetime Power Yield
2.5% first year degradation,
0.6% linear degradation
- 

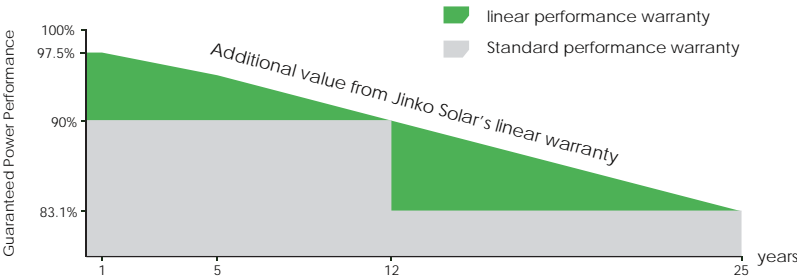
Best Warranty
12 year product warranty,
25 year linear power warranty
- 

Avoid debris, cracks and broken gate risk effectively
9BB technology using circular ribbon that could avoid debris, cracks and broken gate risk effectively
- 


Severe Weather Resilience
Certified to withstand: wind load (2400 Pascal) and snow load (5400 Pascal).

LINEAR PERFORMANCE WARRANTY

12 Year Product Warranty • 25 Year Linear Power Warranty
0.6% Annual Degradation Over 25 years



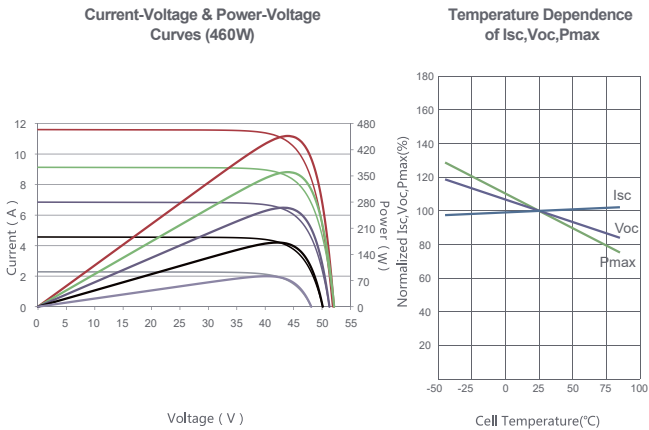
Engineering Drawings



Packaging Configuration

(Two pallets = One stack)
31pcs/pallets, 62pcs/stack, 620pcs/ 40'HQ Container

Electrical Performance & Temperature Dependence



Mechanical Characteristics

Cell Type	P type Mono-crystalline
No. of cells	156 (2×78)
Dimensions	2182×1029×35mm (85.91×40.51×1.38 inch)
Weight	25.0 kg (55.12 lbs)
Front Glass	3.2mm, Anti-Reflection Coating, High Transmission, Low Iron, Tempered Glass
Frame	Anodized Aluminium Alloy
Junction Box	IP67 Rated
Output Cables	TUV 1×4.0mm² (+): 290mm, (-): 145 mm or Customized Length

SPECIFICATIONS

Module Type	JKM455M-7RL3		JKM460M-7RL3		JKM465M-7RL3		JKM470M-7RL3		JKM475M-7RL3	
	JKM455M-7RL3-V		JKM460M-7RL3-V		JKM465M-7RL3-V		JKM470M-7RL3-V		JKM475M-7RL3-V	
	STC	NOCT	STC	NOCT	STC	NOCT	STC	NOCT	STC	NOCT
Maximum Power (Pmax)	455Wp	339Wp	460Wp	342Wp	465Wp	346Wp	470Wp	350Wp	475Wp	353Wp
Maximum Power Voltage (Vmp)	42.97V	39.32V	43.08V	39.43V	43.18V	39.58V	43.28V	39.69V	43.38V	39.80V
Maximum Power Current (Imp)	10.59A	8.61A	10.68A	8.68A	10.77A	8.74A	10.86A	8.81A	10.95A	8.88A
Open-circuit Voltage (Voc)	51.60V	48.70V	51.70V	48.80V	51.92V	49.01V	52.14V	49.21V	52.26V	49.33V
Short-circuit Current (Isc)	11.41A	9.22A	11.50A	9.29A	11.59A	9.36A	11.68A	9.43A	11.77A	9.51A
Module Efficiency STC (%)	20.26%		20.49%		20.71%		20.93%		21.16%	
Operating Temperature(°C)	-40°C~~+85°C									
Maximum system voltage	1000/1500VDC (IEC)									
Maximum series fuse rating	20A									
Power tolerance	0~+3%									
Temperature coefficients of Pmax	-0.35%/°C									
Temperature coefficients of Voc	-0.28%/°C									
Temperature coefficients of Isc	0.048%/°C									
Nominal operating cell temperature (NOCT)	45±2°C									

* STC: ☀ Irradiance 1000W/m² 📏 Cell Temperature 25°C ☁ AM=1.5
NOCT: ☀ Irradiance 800W/m² 📏 Ambient Temperature 20°C ☁ AM=1.5 🌀 Wind Speed 1m/s
* Power measurement tolerance: ± 3%


The company reserves the final right for explanation on any of the information presented hereby. TR JKM455-475M-7RL3-(V)-F35-D4.1-EN





Tiger Mono-facial 375-395 Watt


Tiling Ribbon (TR) Technology
Positive power tolerance of 0~+3%


KEY FEATURES

- 

TR technology + Half Cell
TR technology with Half cell aims to eliminate the cell gap to increase module efficiency (mono-facial up to 20.69%)
- 

9BB instead of 5BB
9BB technology decreases the distance between bus bars and finger grid line which is benefit to power increase.
- 

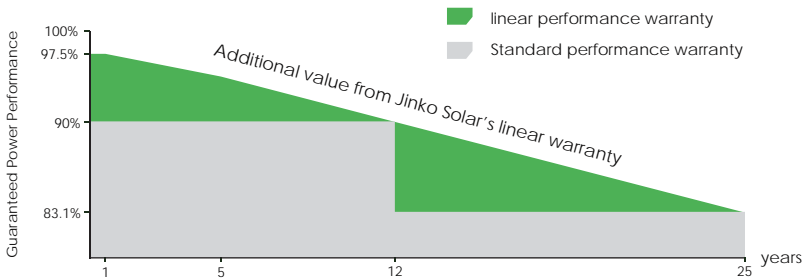
Higher lifetime Power Yield
2.5% first year degradation,
0.6% linear degradation
- 

Best Warranty
12 year product warranty,
25 year linear power warranty
- 


Avoid debris, cracks and broken gate risk effectively
9BB technology using circular ribbon that could avoid debris, cracks and broken gate risk effectively

LINEAR PERFORMANCE WARRANTY

12 Year Product Warranty 25 Year Linear Power Warranty
0.6% Annual Degradation Over 25 years



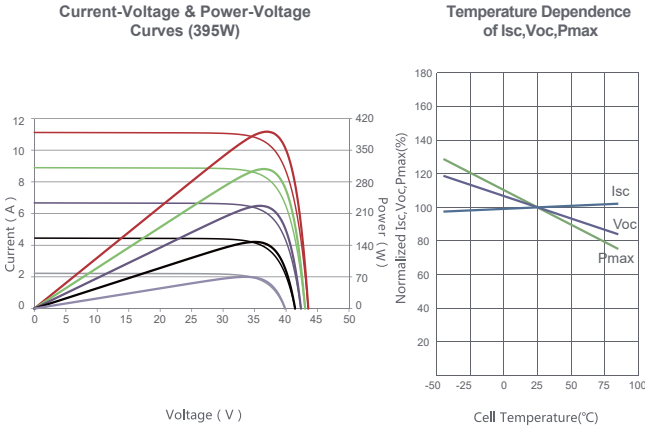
Engineering Drawings



Packaging Configuration

(Two pallets = One stack)
35pcs/pallets, 70pcs/stack, 840pcs/ 40'HQ Container

Electrical Performance & Temperature Dependence



Mechanical Characteristics

Cell Type	P type Mono-crystalline
No. of cells	132 (2×66)
Dimensions	1855×1029×30mm (73.03×40.51×1.18 inch)
Weight	20.8 kg (45.86 lbs)
Front Glass	3.2mm, Anti-Reflection Coating, High Transmission, Low Iron, Tempered Glass
Frame	Anodized Aluminium Alloy
Junction Box	IP67 Rated
Output Cables	TUV 1×4.0mm ² (+): 290mm, (-): 145 mm or Customized Length

SPECIFICATIONS

Module Type	JKM375M-6RL3		JKM380M-6RL3		JKM385M-6RL3		JKM390M-6RL3		JKM395M-6RL3	
	JKM375M-6RL3-V		JKM380M-6RL3-V		JKM385M-6RL3-V		JKM390M-6RL3-V		JKM395M-6RL3-V	
	STC	NOCT	STC	NOCT	STC	NOCT	STC	NOCT	STC	NOCT
Maximum Power (Pmax)	375Wp	279Wp	380Wp	283Wp	385Wp	286Wp	390Wp	290Wp	395Wp	294Wp
Maximum Power Voltage (Vmp)	36.20V	33.21V	36.30V	33.34V	36.39V	33.50V	36.49V	33.66V	36.58V	33.82V
Maximum Power Current (Imp)	10.36A	8.40A	10.47A	8.48A	10.58A	8.55A	10.69A	8.62A	10.80A	8.69A
Open-circuit Voltage (Voc)	43.49V	41.05V	43.58V	41.13V	43.66V	41.21V	43.75V	41.29V	43.93V	41.47V
Short-circuit Current (Isc)	11.12A	8.98A	11.21A	9.05A	11.30A	9.13A	11.39A	9.20A	11.48A	9.27A
Module Efficiency STC (%)	19.65%		19.91%		20.17%		20.43%		20.69%	
Operating Temperature(°C)	-40°C~+85°C									
Maximum system voltage	1000/1500VDC (IEC)									
Maximum series fuse rating	20A									
Power tolerance	0~+3%									
Temperature coefficients of Pmax	-0.35%/°C									
Temperature coefficients of Voc	-0.28%/°C									
Temperature coefficients of Isc	0.048%/°C									
Nominal operating cell temperature (NOCT)	45±2°C									

* STC: ☀ Irradiance 1000W/m² 🌡 Cell Temperature 25°C ☁ AM=1.5
NOCT: ☀ Irradiance 800W/m² 🌡 Ambient Temperature 20°C ☁ AM=1.5 🌀 Wind Speed 1m/s
* Power measurement tolerance: ± 3%

The company reserves the final right for explanation on any of the information presented hereby. TR JKM375-395M-6RL3-(V)-F30-A1.1-EN








- ISO9001:2015, ISO14001:2015, OHSAS18001 certified factory
- IEC61215, IEC61730 certified product

Tiger Mono-facial All Black 365-385 Watt

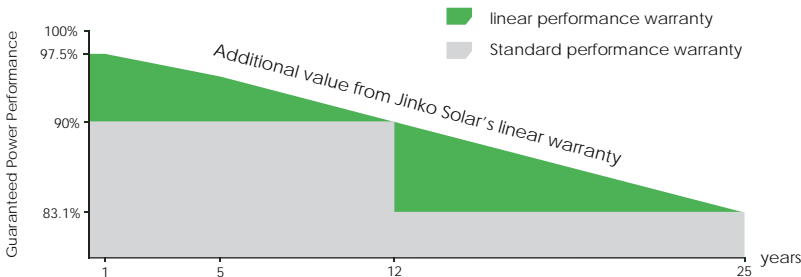
Tiling Ribbon (TR) Technology
Positive power tolerance of 0~+3%

KEY FEATURES


- **TR technology + Half Cell**
TR technology with Half cell aims to eliminate the cell gap to increase module efficiency (mono-facial up to 20.17%)
- **9BB instead of 5BB**
9BB technology decreases the distance between bus bars and finger grid line which is benefit to power increase.
- **Higher lifetime Power Yield**
2.5% first year degradation,
0.6% linear degradation
- **Best Warranty**
12 year product warranty,
25 year linear power warranty
- **Avoid debris, cracks and broken gate risk effectively**
9BB technology using circular ribbon that could avoid debris, cracks and broken gate risk effectively

LINEAR PERFORMANCE WARRANTY

12 Year Product Warranty 25 Year Linear Power Warranty
0.6% Annual Degradation Over 25 years



Engineering Drawings

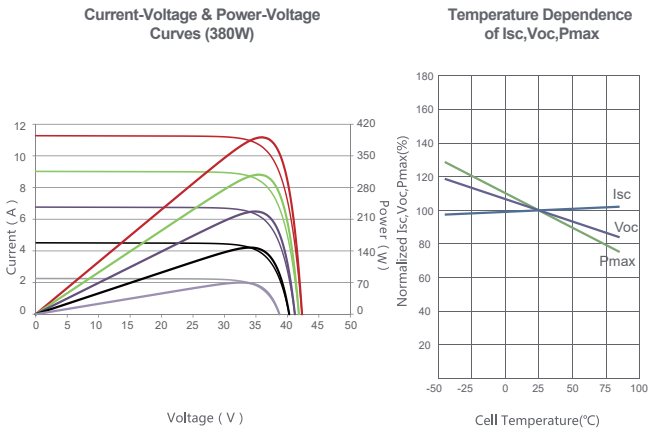


Packaging Configuration

(Two pallets = One stack)

35pcs/pallets, 70pcs/stack, 840pcs/ 40'HQ Container

Electrical Performance & Temperature Dependence



Mechanical Characteristics

Cell Type	P type Mono-crystalline
No. of cells	132 (2×66)
Dimensions	1855×1029×30mm (73.03×40.51×1.18 inch)
Weight	20.8 kg (45.86 lbs)
Front Glass	3.2mm, Anti-Reflection Coating, High Transmission, Low Iron, Tempered Glass
Frame	Anodized Aluminium Alloy
Junction Box	IP67 Rated
Output Cables	TUV 1×4.0mm² (+): 290mm, (-): 145 mm or Customized Length

SPECIFICATIONS

Module Type	JKM365M-6RL3-B		JKM370M-6RL3-B		JKM375M-6RL3-B		JKM380M-6RL3-B		JKM385M-6RL3-B	
	STC	NOCT	STC	NOCT	STC	NOCT	STC	NOCT	STC	NOCT
Maximum Power (Pmax)	365Wp	272Wp	370Wp	275Wp	375Wp	279Wp	380Wp	283Wp	385Wp	286Wp
Maximum Power Voltage (Vmp)	36.00V	32.92V	36.10V	33.05V	36.20V	33.21V	36.30V	33.34V	36.39V	33.50V
Maximum Power Current (Imp)	10.14A	8.25A	10.25A	8.33A	10.36A	8.40A	10.47A	8.48A	10.58A	8.55A
Open-circuit Voltage (Voc)	43.32V	40.89V	43.41V	40.97V	43.49V	41.05V	43.58V	41.13V	43.66V	41.21V
Short-circuit Current (Isc)	10.94A	8.84A	11.03A	8.91A	11.12A	8.98A	11.21A	9.05A	11.30A	9.13A
Module Efficiency STC (%)	19.12%		19.38%		19.65%		19.91%		20.17%	
Operating Temperature(°C)	-40°C~+85°C									
Maximum system voltage	1000VDC (IEC)									
Maximum series fuse rating	20A									
Power tolerance	0~+3%									
Temperature coefficients of Pmax	-0.35%/°C									
Temperature coefficients of Voc	-0.28%/°C									
Temperature coefficients of Isc	0.048%/°C									
Nominal operating cell temperature (NOCT)	45±2°C									

* STC: ☀ Irradiance 1000W/m² 🌡 Cell Temperature 25°C ☁ AM=1.5
NOCT: ☀ Irradiance 800W/m² 🌡 Ambient Temperature 20°C ☁ AM=1.5 🌀 Wind Speed 1m/s
* Power measurement tolerance: ± 3%

The company reserves the final right for explanation on any of the information presented hereby. TR JKM365-385M-6RL3-B-F30-C1-EN



- ISO9001:2015, ISO14001:2015, OHSAS18001 certified factory
- IEC61215, IEC61730 certified product


Tiger Bifacial


450-470 Watt


Tiling Ribbon (TR) Technology


Positive power tolerance of 0~+3%


KEY FEATURES

- 

TR technology + Half Cell
TR technology with Half cell aims to eliminate the cell gap to increase module efficiency (bi-facial up to 20.65%)
- 

9BB instead of 5BB
9BB technology decreases the distance between bus bars and finger grid line which is benefit to power increase.
- 

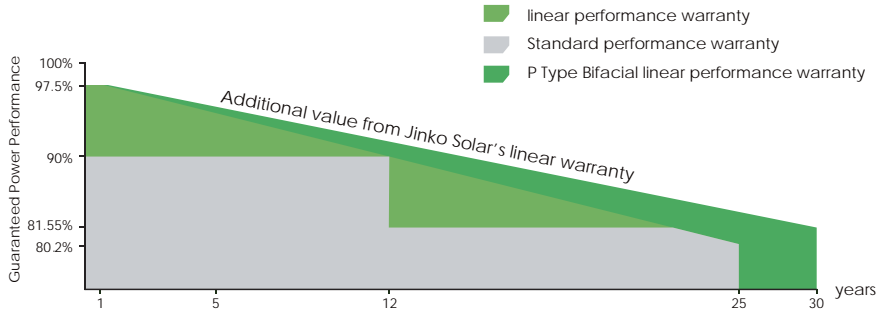
Higher lifetime Power Yield
2.5% first year degradation,
0.55% linear degradation
- 

Best Warranty
12 year product warranty,
30 year linear power warranty
- 


Avoid debris, cracks and broken gate risk effectively
9BB technology using circular ribbon that could avoid debris, cracks and broken gate risk effectively

LINEAR PERFORMANCE WARRANTY

12 Year Product Warranty • 30 Year Linear Power Warranty
0.55% Annual Degradation Over 30 years



Engineering Drawings

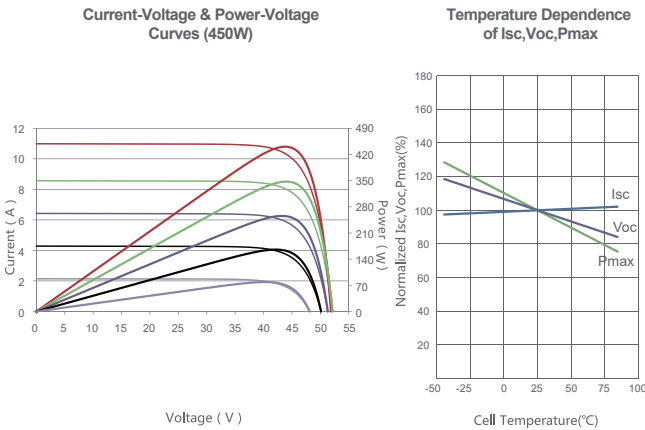


Packaging Configuration

(Two pallets = One stack)

31pcs/pallets, 62pcs/stack, 620pcs/ 40'HQ Container

Electrical Performance & Temperature Dependence



Mechanical Characteristics

Cell Type	P type Mono-crystalline
No. of cells	156 (2×78)
Dimensions	2205×1032×35mm (86.81×40.63×1.38 inch)
Weight	25.0 kg (55.12 lbs)
Front Glass	3.2mm, Anti-Reflection Coating, High Transmission, Low Iron, Tempered Glass
Frame	Anodized Aluminium Alloy
Junction Box	IP67 Rated
Output Cables	TUV 1×4.0mm ² (+): 250mm, (-): 150 mm or Customized Length

SPECIFICATIONS

Module Type	JKM450M-7RL3-TV		JKM455M-7RL3-TV		JKM460M-7RL3-TV		JKM465M-7RL3-TV		JKM470M-7RL3-TV	
	STC	NOCT	STC	NOCT	STC	NOCT	STC	NOCT	STC	NOCT
Maximum Power (Pmax)	450Wp	335Wp	455Wp	339Wp	460Wp	342Wp	465Wp	346Wp	470Wp	350Wp
Maximum Power Voltage (Vmp)	43.19V	39.62V	43.25V	39.73V	43.32V	39.84V	43.38V	39.95V	43.44V	40.05V
Maximum Power Current (Imp)	10.42A	8.45A	10.52A	8.52A	10.62V	8.59A	10.72A	8.66A	10.82A	8.73A
Open-circuit Voltage (Voc)	51.70V	48.80V	51.80V	48.89V	51.90V	48.99V	52.00V	49.08V	52.10V	49.13V
Short-circuit Current (Isc)	11.17A	9.02A	11.26A	9.09A	11.35A	9.17A	11.44A	9.24A	11.53A	9.31A
Module Efficiency STC (%)	19.78%		20.00%		20.21%		20.43%		20.65%	
Operating Temperature(°C)	-40°C~+85°C									
Maximum system voltage	1500VDC (IEC)									
Maximum series fuse rating	20A									
Power tolerance	0~+3%									
Temperature coefficients of Pmax	-0.35%/°C									
Temperature coefficients of Voc	-0.28%/°C									
Temperature coefficients of Isc	0.048%/°C									
Nominal operating cell temperature (NOCT)	45±2°C									
Refer. Bifacial Factor	70±5%									

BIFACIAL OUTPUT-REAR SIDE POWER GAIN

5%	Maximum Power (Pmax)	473Wp	478Wp	483Wp	488Wp	494Wp
	Module Efficiency STC (%)	20.76%	20.99%	21.23%	21.46%	21.69%
15%	Maximum Power (Pmax)	518Wp	523Wp	529Wp	535Wp	541Wp
	Module Efficiency STC (%)	22.74%	22.99%	23.25%	23.50%	23.75%
25%	Maximum Power (Pmax)	563Wp	569Wp	575Wp	581Wp	588Wp
	Module Efficiency STC (%)	24.72%	24.99%	25.27%	25.54%	25.82%

* STC: ☀ Irradiance 1000W/m² 📏 Cell Temperature 25°C ☁ AM=1.5
NOCT: ☀ Irradiance 800W/m² 📏 Ambient Temperature 20°C ☁ AM=1.5 🌀 Wind Speed 1m/s

* Power measurement tolerance: ± 3%

The company reserves the final right for explanation on any of the information presented hereby. TR JKM450-470M-7RL3-TV-F35-C1-EN





- ISO9001:2015, ISO14001:2015, OHSAS18001 certified factory
- IEC61215, IEC61730 certified product


Tiger Bifacial DG 450-470 Watt


Tiling Ribbon (TR) Technology
Positive power tolerance of 0~+3%


KEY FEATURES

- 

TR technology + Half Cell
TR technology with Half cell aims to eliminate the cell gap to increase module efficiency (bi-facial up to 20.65%)
- 

9BB instead of 5BB
9BB technology decreases the distance between bus bars and finger grid line which is benefit to power increase.
- 

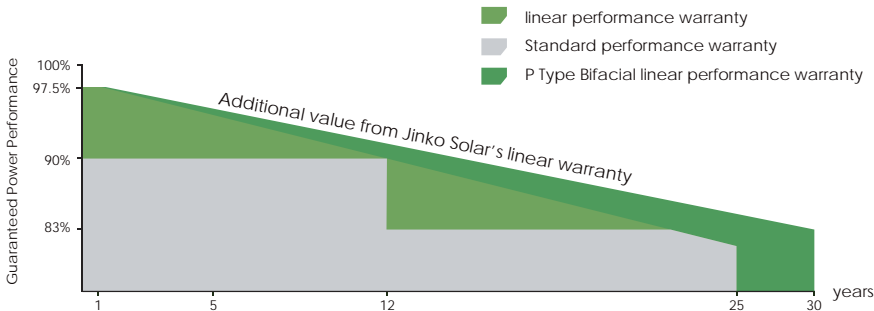
Higher lifetime Power Yield
2.5% first year degradation,
0.5% linear degradation
- 

Saving BOS Cost
Designed for high voltage systems of up to 1500 VDC, saving BOS cost
- 


Avoid debris, cracks and broken gate risk effectively
9BB technology using circular ribbon that could avoid debris, cracks and broken gate risk effectively

LINEAR PERFORMANCE WARRANTY

12 Year Product Warranty • 30 Year Linear Power Warranty
0.5% Annual Degradation Over 30 years



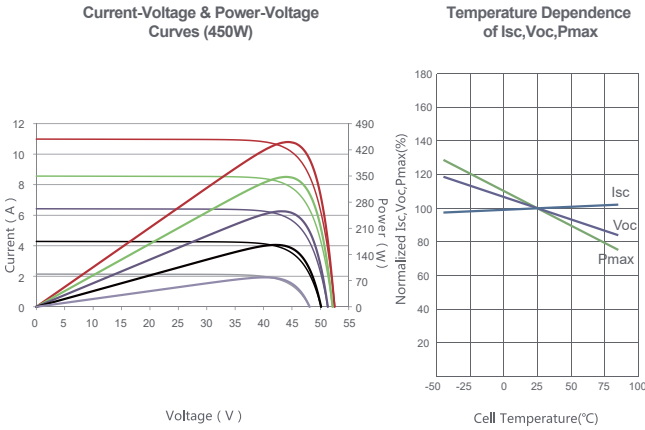
Engineering Drawings



Packaging Configuration

(Two pallets = One stack)
36pcs/pallets, 72pcs/stack, 720pcs/ 40'HQ Container

Electrical Performance & Temperature Dependence



Mechanical Characteristics

Cell Type	P type Mono-crystalline
No. of cells	156 (2×78)
Dimensions	2205×1032×30mm (86.81×40.63×0.98 inch)
Weight	30.0 kg (66.04 lbs)
Front Glass	3.2mm, Anti-Reflection Coating, High Transmission, Low Iron, Tempered Glass
Frame	Anodized Aluminium Alloy
Junction Box	IP67 Rated
Output Cables	TUV 1×4.0mm ² (+): 250mm, (-): 150 mm or Customized Length

SPECIFICATIONS

Module Type	JKM450M-7RL3-BDVP		JKM455M-7RL3-BDVP		JKM460M-7RL3-BDVP		JKM465M-7RL3-BDVP		JKM470M-7RL3-BDVP	
	STC	NOCT	STC	NOCT	STC	NOCT	STC	NOCT	STC	NOCT
Maximum Power (Pmax)	450Wp	335Wp	455Wp	339Wp	460Wp	342Wp	465Wp	346Wp	470Wp	350Wp
Maximum Power Voltage (Vmp)	43.19V	39.62V	43.25V	39.73V	43.32V	39.84V	43.38V	39.95V	43.44V	40.05V
Maximum Power Current (Imp)	10.42A	8.45A	10.52A	8.52A	10.62V	8.59A	10.72A	8.66A	10.82A	8.73A
Open-circuit Voltage (Voc)	51.70V	48.80V	51.80V	48.89V	51.90V	48.99V	52.00V	49.08V	52.10V	49.13V
Short-circuit Current (Isc)	11.17A	9.02A	11.26A	9.09A	11.35A	9.17A	11.44A	9.24A	11.53A	9.31A
Module Efficiency STC (%)	19.78%		20.00%		20.21%		20.43%		20.65%	
Operating Temperature(°C)	-40°C~+85°C									
Maximum system voltage	1500VDC (IEC)									
Maximum series fuse rating	20A									
Power tolerance	0~+3%									
Temperature coefficients of Pmax	-0.35%/°C									
Temperature coefficients of Voc	-0.28%/°C									
Temperature coefficients of Isc	0.048%/°C									
Nominal operating cell temperature (NOCT)	45±2°C									
Refer. Bifacial Factor	70±5%									

BIFACIAL OUTPUT-REAR SIDE POWER GAIN

5%	Maximum Power (Pmax)	473Wp	478Wp	483Wp	488Wp	494Wp
	Module Efficiency STC (%)	20.76%	20.99%	21.23%	21.46%	21.69%
15%	Maximum Power (Pmax)	518Wp	523Wp	529Wp	535Wp	541Wp
	Module Efficiency STC (%)	22.74%	22.99%	23.25%	23.50%	23.75%
25%	Maximum Power (Pmax)	563Wp	569Wp	575Wp	581Wp	588Wp
	Module Efficiency STC (%)	24.72%	24.99%	25.27%	25.54%	25.82%

* STC: ☀ Irradiance 1000W/m² 📏 Cell Temperature 25°C ☁ AM=1.5
NOCT: ☀ Irradiance 800W/m² 📏 Ambient Temperature 20°C ☁ AM=1.5 🌀 Wind Speed 1m/s

* Power measurement tolerance: ± 3%
The company reserves the final right for explanation on any of the information presented hereby. TR JKM450-470M-7RL3-BDVP-C1-EN



- ISO9001:2015, ISO14001:2015, OHSAS18001 certified factory
- IEC61215, IEC61730, UL1703 certified product