

Eagle HC 60M 285-305 Watt

MONO CRYSTALLINE MODULE

Positive power tolerance of 0~+3%

- Half Cell
- Mono 60 Cell



KEY FEATURES



5 Busbar Solar Cell:

5 busbar solar cell adopts new technology to improve the efficiency of modules, offers a better aesthetic appearance, making it perfect for rooftop installation.



High Efficiency:

Higher module conversion efficiency (up to 18.47%) benefits from Half Cells structure (low resistance characteristics).



PID RESISTANT:

Limited power degradation of Eagle module caused by PID effect is guaranteed under strict testing condition (85 C /85%RH,96hours) for mass production.



Low-light Performance:

Advanced glass and solar cell surface texturing allow for excellent performance in low-light environments.



Severe Weather Resilience:

Certified to withstand: wind load (2400 Pascal) and snow load (5400 Pascal).



Durability against extreme environmental conditions:

High salt mist and ammonia resistance certified by TUV NORD.

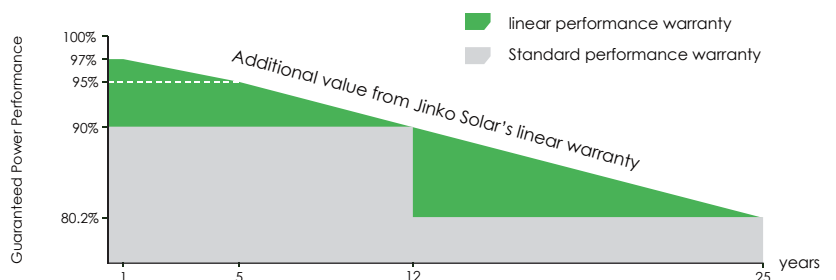


LINEAR PERFORMANCE WARRANTY

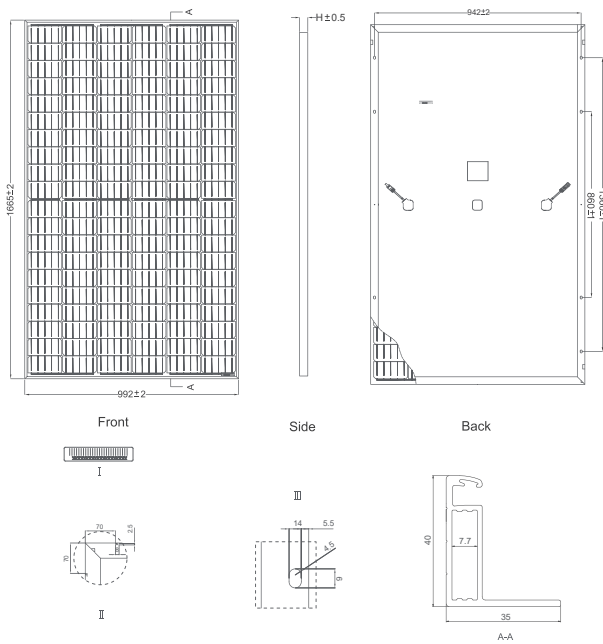
10 Year Product Warranty • 25 Year Linear Power Warranty

- ISO9001:2008, ISO14001:2004, OHSAS18001 certified factory.

- IEC61215, IEC61730 certified products



Engineering Drawings



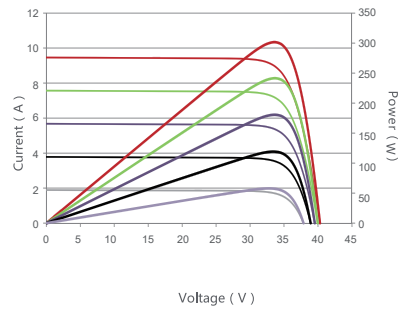
Packaging Configuration

(Two pallets =One stack)

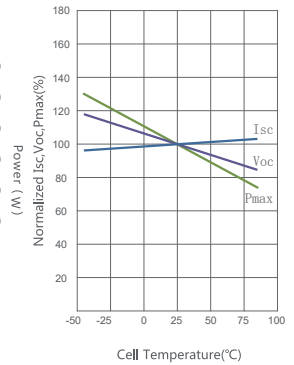
26pcs/pallet , 52pcs/stack, 676 pcs/40'HQ Container

Electrical Performance & Temperature Dependence

Current-Voltage & Power-Voltage Curves (300W)



Temperature Dependence of Isc, Voc, Pmax



Mechanical Characteristics

Cell Type	Mono-crystalline 156×156mm (6 inch)
No. of Half-cells	120 (12×10)
Dimensions	1665×992×40mm (65.55×39.05×1.57 inch)
Weight	19.0 kg (41.9 lbs)
Front Glass	3.2mm, Anti-Reflection Coating, High Transmission, Low Iron, Tempered Glass
Frame	Anodized Aluminium Alloy
Junction Box	IP67 Rated
Output Cables	anode 290mm, cathode 145mm

SPECIFICATIONS

Module Type	JKM285M-60H		JKM290M-60H		JKM295M-60H		JKM300M-60H		JKM305M-60H	
	STC	NOCT	STC	NOCT	STC	NOCT	STC	NOCT	STC	NOCT
Maximum Power (Pmax)	285Wp	213Wp	290Wp	217Wp	295Wp	221Wp	300Wp	225Wp	305Wp	228Wp
Maximum Power Voltage (Vmp)	32.0V	30.0V	32.2V	30.2V	32.4V	30.4V	32.6V	30.6V	32.8V	30.8V
Maximum Power Current (Imp)	8.88A	7.08A	8.98A	7.17A	9.08A	7.25A	9.17A	7.33A	9.27A	7.38A
Open-circuit Voltage (Voc)	39.7V	36.4V	39.9V	36.6V	40.1V	36.8V	40.3V	37.0V	40.5V	37.2V
Short-circuit Current (Isc)	9.16A	7.45A	9.26A	7.53A	9.36A	7.61A	9.46A	7.69A	9.56A	7.77A
Module Efficiency STC (%)	17.26%		17.56%		17.86%		18.16%		18.47%	
Operating Temperature(°C)	-40°C~+85°C									
Maximum system voltage	1000V DC (IEC)									
Maximum series fuse rating	20A									
Power tolerance	0~+3%									
Temperature coefficients of Pmax	-0.37%/°C									
Temperature coefficients of Voc	-0.29%/°C									
Temperature coefficients of Isc	0.048%/°C									
Nominal operating cell temperature (NOCT)	45±2°C									

STC: Irradiance 1000W/m² Cell Temperature 25°C AM=1.5

NOCT: Irradiance 800W/m² Ambient Temperature 20°C AM=1.5 Wind Speed 1m/s

* Power measurement tolerance: ± 3%