

Eagle Dual 60 295-315 Watt MONOCRYSTALLINE MODULE

Positive power tolerance of 0~+3%








ISO9001:2008, ISO14001:2004, OHSAS18001 certified factory.
IEC61215, IEC61730 certified products.



PERC
(5BB)

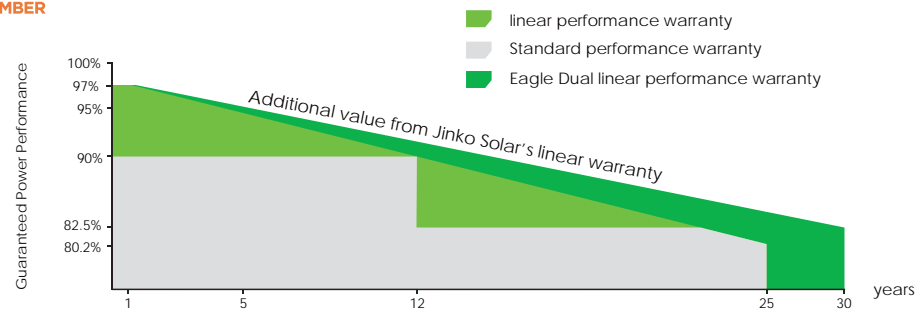


KEY FEATURES

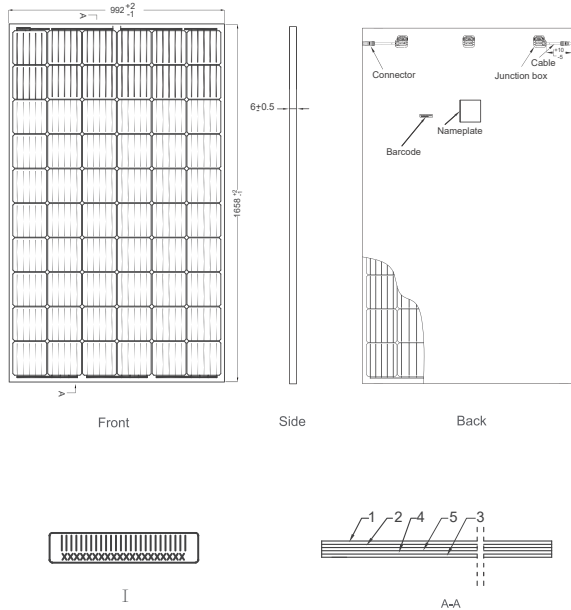
- 
PID FREE:
The possibility of PID effect generation is greatly reduced by unique frameless design.
- 
Higher Lifetime Power Yield:
0.5% annual power degradation
30 year linear power warranty
- 
Saving BOS Cost:
Designed for high voltage systems of up to 1500 VDC, saving BOS cost
- 
Improved Durability and Reliability:
Dual glass reduces micro-cracking, snail trails, corruptions caused by moisture, sand, salt mist, acid, alkali, etc.
- 
Less Maintenance Requirement:
Reduced soiling and snow coverage requires less maintenance and enhances fire safety
- 
Aesthetically Pleasing Design:
White encapsulation material maximizes module efficiency up to 19.15% (60-mono max. output 315W); Transparent EVA increases light transmission, ideal for installations requiring light to pass through
- 
Strengthened Mechanical Support:
5400 Pa snow load, 2400 Pa wind load

LINEAR PERFORMANCE WARRANTY

10 Year Product Warranty • 30 Year Linear Power Warranty
0.5% Annual Degradation Over 30 years



Engineering Drawings

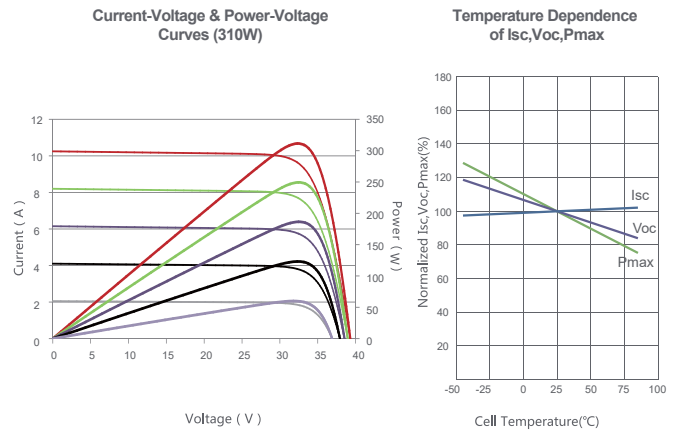


Packaging Configuration

(Two pallets=One stack)

33pcs/pallet, 66pcs/stack, 858pcs/ 40'HQ Container

Electrical Performance & Temperature Dependence



Mechanical Characteristics

Cell Type	Mono-crystalline PERC 156×156mm (6 inch)
No. of cells	60 (6×10)
Dimensions	1658x992x6mm(65.27x39.05x0.24 inch, 2.5mm Glass)
Weight	24kg(53 Ibs, 2.5mm Glass)
Front Glass	2.5mm High transmission, Antireflection coating, semi-tempered glass
Back Glass	2.5mm Semi-tempered glass
Junction Box	IP67 Rated
Output Cables	TUV 1×4.0mm positive – 250mm, negative- 150mm or customized

SPECIFICATIONS

Module Type	JKM295M-60-DV		JKM300M-60-DV		JKM305M-60-DV		JKM310M-60-DV		JKM315M-60-DV	
	STC	NOCT	STC	NOCT	STC	NOCT	STC	NOCT	STC	NOCT
Maximum Power (Pmax)	295Wp	220Wp	300Wp	224Wp	305Wp	227Wp	310Wp	231Wp	315Wp	235Wp
Maximum Power Voltage (Vmp)	32.4V	30.4V	32.6V	30.6V	32.8V	30.8V	33.0V	31.0V	33.2V	31.2V
Maximum Power Current (Imp)	9.1A	7.24A	9.21A	7.32A	9.30A	7.40A	9.40A	7.49A	9.49A	7.56A
Open-circuit Voltage (Voc)	39.7V	36.8V	40.1V	37.0V	40.3V	37.2V	40.5V	37.4V	40.7V	37.6V
Short-circuit Current (Isc)	9.61A	7.89A	9.72A	8.01A	9.83A	8.12A	9.92A	8.20A	10.04A	8.33A
Module Efficiency STC (%)	17.94%		18.24%		18.54%		18.85%		19.15%	
Operating Temperature(°C)	-40°C~+85°C									
Maximum system voltage	1500VDC (IEC)									
Maximum series fuse rating	20A									
Power tolerance	0~+3%									
Temperature coefficients of Pmax	-0.37%/°C									
Temperature coefficients of Voc	-0.28%/°C									
Temperature coefficients of Isc	0.048%/°C									
Nominal operating cell temperature (NOCT)	45±2°C									

* STC: Irradiance 1000W/m² Cell Temperature 25°C AM=1.5

NOCT: Irradiance 800W/m² Ambient Temperature 20°C AM=1.5 Wind Speed 1m/s

* Power measurement tolerance: ± 3%