

Eagle PERC 60M-V

300-320 Watt

MONO CRYSTALLINE MODULE

Positive power tolerance of 0~+3%

ISO9001:2008、ISO14001:2004、OHSAS18001 certified factory.
IEC61215、IEC61730 certified products.



PERC

(5BB)



KEY FEATURES



System Voltage:

The maximum voltage is promoted to 1500V and the module strings are extended by 50% which reduces the overall system BOS.



5 Busbar Solar Cell:

5 busbar solar cell adopts new technology to improve the efficiency of modules, offers a better aesthetic appearance, making it perfect for rooftop installation.



High Efficiency:

Higher module conversion efficiency (up to 19.55%) benefit from Passivated Emitter Rear Contact (PERC) technology.



PID RESISTANT:

Eagle modules pass PID test, limited power degradation by PID test is guaranteed for mass production.



Low-light Performance:

Advanced glass and solar cell surface texturing allow for excellent performance in low-light environments.



Severe Weather Resilience:

Certified to withstand: wind load (2400 Pascal) and snow load (5400 Pascal).

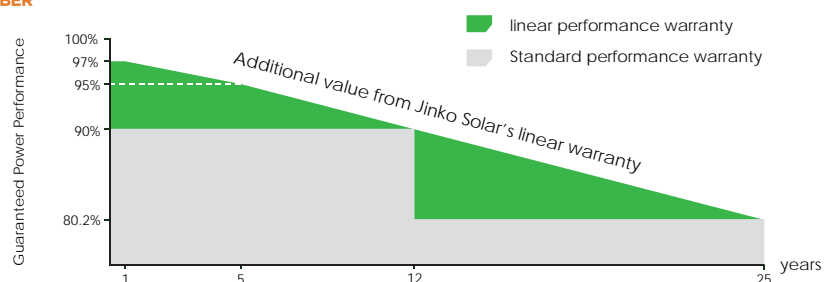


Durability against extreme environmental conditions:

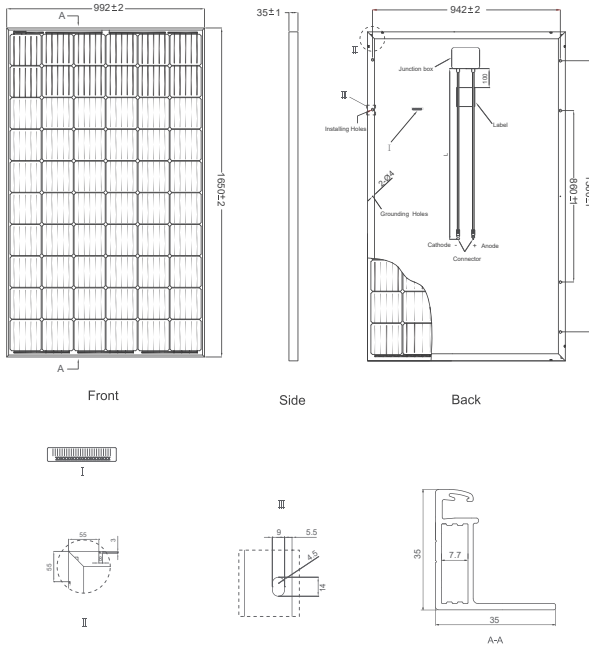
High salt mist and ammonia resistance certified by TUV NORD.

LINEAR PERFORMANCE WARRANTY

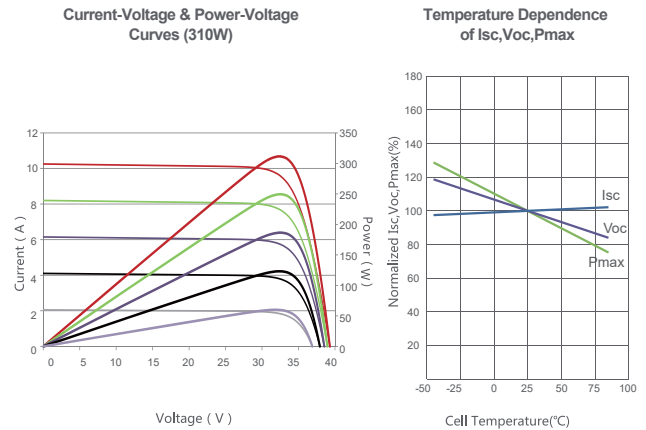
10 Year Product Warranty • 25 Year Linear Power Warranty



Engineering Drawings



Electrical Performance & Temperature Dependence



Mechanical Characteristics

| | | |
|---------------|---|--------------------|
| Cell Type | Mono-crystalline PERC | 156×156mm (6 inch) |
| No. of cells | 60 (6×10) | |
| Dimensions | 1650×992×35mm (65.00×39.05×1.37 inch) | |
| Weight | 19.0 kg (41.9 lbs) | |
| Front Glass | 3.2mm, High Transmission, Low Iron, Tempered Glass | |
| Frame | Anodized Aluminium Alloy | |
| Junction Box | IP67 Rated | |
| Output Cables | TÜV 1×4.0mm ² ; Length: 900mm or Customized Length | |

Packaging Configuration

(Two pallets =One stack)

30pcs/pallet , 60pcs/stack, 840 pcs/40'HQ Container

SPECIFICATIONS

| Module Type | JKM300M-60-V | | JKM305M-60-V | | JKM310M-60-V | | JKM315M-60-V | | JKM320M-60-V | |
|---|---------------|-------|--------------|-------|--------------|-------|--------------|-------|--------------|-------|
| | STC | NOCT | STC | NOCT | STC | NOCT | STC | NOCT | STC | NOCT |
| Maximum Power (Pmax) | 300Wp | 224Wp | 305Wp | 227Wp | 310Wp | 231Wp | 315Wp | 235Wp | 320Wp | 239Wp |
| Maximum Power Voltage (Vmp) | 32.6V | 30.6V | 32.8V | 30.8V | 33.0V | 31.0V | 33.2V | 31.2V | 33.4V | 31.4V |
| Maximum Power Current (Imp) | 9.21A | 7.32A | 9.30A | 7.40A | 9.40A | 7.49A | 9.49A | 7.56A | 9.59A | 7.65A |
| Open-circuit Voltage (Voc) | 40.1V | 37.0V | 40.3V | 37.2V | 40.5V | 37.4V | 40.7V | 37.6V | 40.9V | 37.8V |
| Short-circuit Current (Isc) | 9.72A | 8.01A | 9.83A | 8.12A | 9.92A | 8.20A | 10.04A | 8.33A | 10.15A | 8.44A |
| Module Efficiency STC (%) | 18.33% | | 18.63% | | 18.94% | | 19.24% | | 19.55% | |
| Operating Temperature(°C) | -40°C~+85°C | | | | | | | | | |
| Maximum system voltage | 1500VDC (IEC) | | | | | | | | | |
| Maximum series fuse rating | 20A | | | | | | | | | |
| Power tolerance | 0~+3% | | | | | | | | | |
| Temperature coefficients of Pmax | -0.37%/°C | | | | | | | | | |
| Temperature coefficients of Voc | -0.28%/°C | | | | | | | | | |
| Temperature coefficients of Isc | 0.048%/°C | | | | | | | | | |
| Nominal operating cell temperature (NOCT) | 45±2°C | | | | | | | | | |

STC: Irradiance 1000W/m²

Cell Temperature 25°C

AM=1.5

NOCT: Irradiance 800W/m²

Ambient Temperature 20°C

AM=1.5

Wind Speed 1m/s

* Power measurement tolerance: ± 3%